

# Follow This Step-By-Step Guide To Using Your Generator

**1** Remove generator from package

**2** Add Oil

Oil Type: SAE10W-30 Oil (Must add BEFORE first use)  
Oil Capacity: 20 fluid oz (0.59 L)  
Because this generator includes Low Oil Shut Off, the generator will not start with low oil)

**3** Connect Fuel

Connect regulator that was included with the generator to Propane Fuel Tank and Gas Inlet. (O-Ring should be attached to Gas Inlet.) (Fig A)

**4** Start The Generator

- Use the generator OUTDOORS in a WELL VENTILATED AREA.
- DO NOT CONNECT electrical devices until AFTER the generator is started.
- Turn Fuel Switch to ON
- Turn FUEL PETCOCK to ON (Figure A)
- Adjust the CHOKE to CLOSED/CHOKE position (Figure B)
- Start the generator manually with the Recoil (Pull) Start.
- Once the engine has started and runs for about a minute, move the choke lever approximately half way towards the "Open/Run" position. Wait an additional 30 seconds and then move the choke lever completely over to the "Open/Run" position.
- You can now connect electrical devices.

## GEN4000LP

4,000 Surge / 3,250 Running Watts

**LP LIQUID PROPANE FUEL**

### GENERATOR SPECIFICATIONS:

- 120 Volt/ 15A / 60 Hz
- 7.0 HP Engine, 4 Stroke OHV
- Recoil Start
- Low Oil Shut Off
- UL Listed Electrical Components
- Engine Shut Off Switch
- Circuit Breaker & Power Outlets
- 1-12V DC Outlet
- 2 -120V AC Outlets
- Complies with EPA emissions
- Run time = 10 hours @ 50% load per 20 lbs of LPG fuel
- Decibel Rating < 68 db
- Warranty: 1 YEAR limited



Fuel Switch (Figure B)

Gas Inlet (Figure A)

Fuel Switch (Figure B)



Choke (Figure B)



4 Recoil Start

2 Add Oil

**TOLL-FREE NATIONWIDE HELP LINE! 866-460-9436**

**Need Help? Do Not Return This Generator To The Store! Call Us First!  
Monday-Friday 8:00-4:30 Central Time**

**Visit our website for Troubleshooting & Frequently Asked Questions**

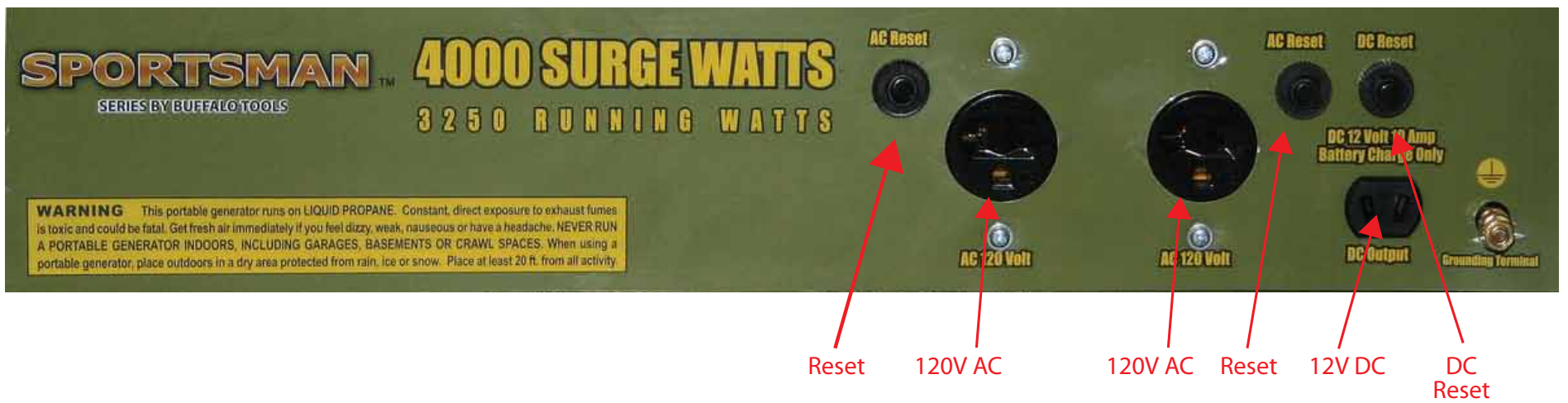
**SPORTSMAN**  
SERIES BY BUFFALO TOOLS

[www.sportsmanseriesbrand.com/generators](http://www.sportsmanseriesbrand.com/generators)

# GEN4000LP

4,000 Surge / 3,250 Running Watts

LP LIQUID PROPANE FUEL



**Outlets available on this generator, from left to right:  
Two 120V AC outlets and One 12V DC outlet.**

DO NOT CONNECT electrical devices until AFTER the generator is started.

## WARNING

**IF THERE IS ANY QUESTION ABOUT A  
CONDITION BEING SAFE OR UNSAFE,  
DO NOT OPERATE THIS PRODUCT!**

Always follow Warning labels placed on the generator, and read and follow all Warning labels included inside the Product Manual.

**WARNING: NEVER** use a generator inside a home or a garage, **EVEN IF** the doors and windows are open.

**ONLY USE OUTSIDE** and far way from windows, doors and vents leading into an enclosed area.

Using a generator indoors can kill you in minutes. The generator produces an exhaust that contains carbon monoxide. This is a poison you cannot see or smell.

Do not attach a chain or rope to secure the generator to a post as this can be difficult to remove in the event of an emergency.

## NOTES

**WARNING:** According to the State of California, the exhaust from this generator contains chemicals known to cause cancer, birth defects, or other reproductive harm.

**TOLL-FREE NATIONWIDE HELP LINE! 866-460-9436**

**Need Help? Do Not Return This Generator To The Store! Call Us First!  
Monday-Friday 8:00-4:30 Central Time**

**Visit our website for Troubleshooting & Frequently Asked Questions**

**SPORTSMAN™**  
SERIES BY BUFFALO TOOLS

[www.sportsmanseriesbrand.com/generators](http://www.sportsmanseriesbrand.com/generators)