

Step-By-Step Quick Start Guide To Using Your Generator

1 Remove Generator From Package

2 Add Oil


Oil Type: SAE10W-30 Oil (Must add BEFORE first use)
Oil Capacity: 18.5 fluid oz
Because this generator includes Low Oil Shut Off, the generator will not start with low oil. Start out with 18.5 oz, then **FILL UNTIL ALMOST OVERFLOWING.**)

3 Add Fuel

Unleaded gasoline only octane rating of 87 or higher
Maximum Capacity: 3.6 Gallon fuel tank

4 Start The Generator


- Use the generator **OUTDOORS** in a **WELL VENTILATED AREA**.
- **DO NOT CONNECT** electrical devices until **AFTER** the generator is started.
- Turn Engine Switch to **ON**
- Turn **FUEL PETCOCK** to **ON** (Figure A)
- Adjust the **CHOKE** to **CLOSED/CHOKE** position (Figure B)
- Start the generator manually with the **Recoil** (Pull) **Start**.
- Once the engine has started, **GRADUALLY** move the choke lever to the **"RUN/OPEN"** position until the engine levels off. Then let the engine run approximately 5 minutes **BEFORE** adding appliances or tools.
- You can now connect electrical devices.



Fuel Petcock (Figure A)



Choke (Figure B)



4
Recoil
Start

4
Engine
Switch

2 Add Oil

3 Add Gasoline



GEN4000

4,000 Surge / 3,500 Running Watts

UNLEADED GASOLINE FUEL

GENERATOR SPECIFICATIONS:

- 7.0 HP Engine, 4 Stroke OHV
- Recoil Start
- 3.6 Gallon Fuel Tank
- Low Oil Shut Off
- AVR Automatic Voltage Regulation
- UL Listed Electrical Components
- Engine Shut Off Switch
- Circuit Breaker & Power Outlets
- 1 - 12V D/C Outlet
- 4 - 120V A/C Outlets
- 1 - 120V RV Outlet
- Complies with CARB / EPA emissions
- Run time = 10 hours @ 50% load
- Decibel Rating < 69 db @ 0% load
- Warranty: 2 YEAR Limited Emissions
- Warranty: 1 YEAR Limited

OIL IS NOT INCLUDED WITH THIS GENERATOR. IT IS SOLD SEPARATELY.

Read and understand instruction manual before using generator.

TOLL-FREE NATIONWIDE HELP LINE! 866-460-9436

Need Help? Do Not Return This Generator To The Store! Call Us First!
Monday-Friday 8:00-4:30 Central Time

Visit our website for Troubleshooting & Frequently Asked Questions


SPORTSMAN

www.sportsmanseriesbrand.com/generators

GEN4000

4,000 Surge / 3,500 Running Watts

UNLEADED GASOLINE FUEL



DO NOT CONNECT electrical devices until AFTER the generator is started.

WARNING

IF THERE IS ANY QUESTION ABOUT A CONDITION BEING SAFE OR UNSAFE, DO NOT OPERATE THIS PRODUCT!

Always follow Warning labels placed on the generator, and read and follow all Warning labels included inside the Product Manual.

WARNING: NEVER use a generator inside a home or a garage, EVEN IF the doors and windows are open.

ONLY USE OUTSIDE and far away from windows, doors and vents leading into an enclosed area.

Using a generator indoors can kill you in minutes. The generator produces an exhaust that contains carbon monoxide. This is a poison you cannot see or smell.

Do not attach a chain or rope to secure the generator to a post as this can be difficult to remove in the event of an emergency.

NOTES

Outlets available on this generator, from left to right:

- 1 x 12 Volt D/C Outlet
- 4 x 120 Volt A/C Outlets
- 1 x 120 Volt RV Outlet

WARNING: According to the State of California, the exhaust from this generator contains chemicals known to cause cancer, birth defects, or other reproductive harm.

TOLL-FREE NATIONWIDE HELP LINE! 866-460-9436

**Need Help? Do Not Return This Generator To The Store! Call Us First!
Monday-Friday 8:00-4:30 Central Time**

Visit our website for Troubleshooting & Frequently Asked Questions

SPORTSMAN

www.sportsmanseriesbrand.com/generators