

Assembling ITEM# GSORIG Outriggers to Scaffolding *

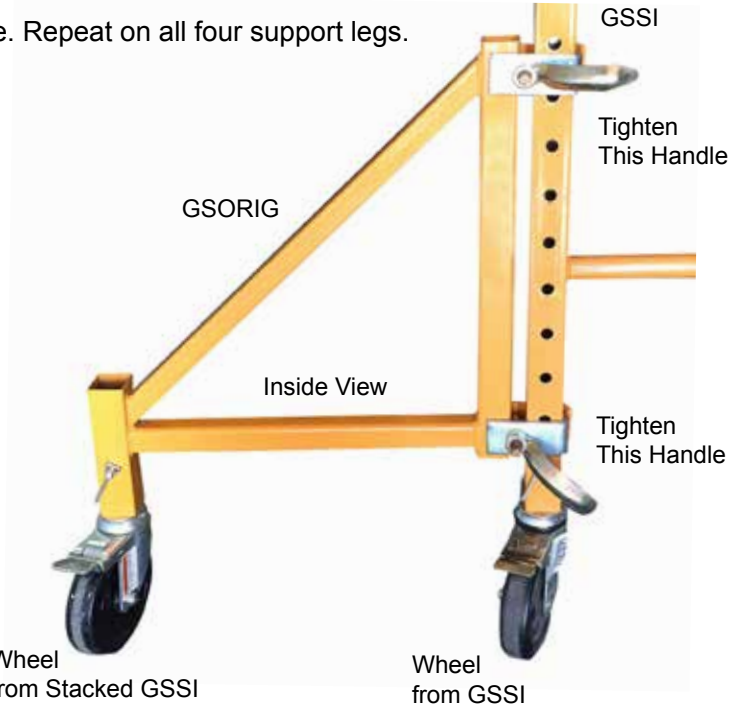
(4 piece set ITEM# GSORSET)

Attach the Plate to the bolt, and tighten it with the Handle. Repeat on all four support legs.

The outriggers and steel bolts are placed OUTSIDE the leg of the GSSI.



DO NOT insert the steel bolts into the holes of the GSSI support leg.



⚠ WARNING

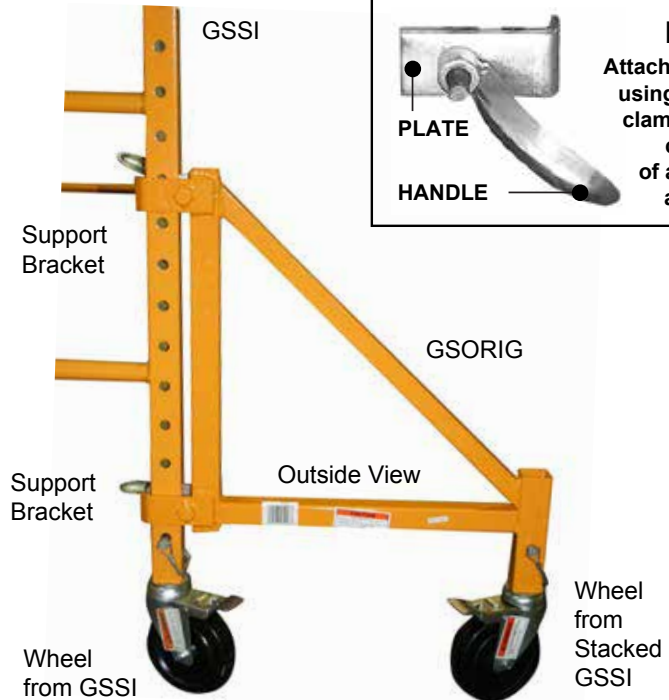
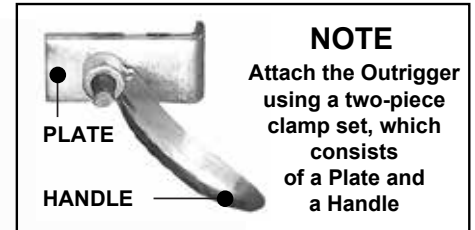
Be certain that all Outriggers are securely tightened.

Double check that each bolt has been secured before using the scaffold.

Use Guard Rails & Outriggers When Stacking Units. Lock Casters Before Climbing Onto Scaffold.

* The GSORIG does NOT include wheels. When stacking the GSSI to make a two-story unit, remove the wheels from the top unit and place on the outside of the GSORIG. (The wheels are "shared" with the stacked unit).

If additional wheels are required, please contact your local retail store.



⚠ WARNING

Use Guard Rails & Outriggers When Stacking Units. Lock Casters Before Climbing Onto Scaffold.

IF THERE IS ANY QUESTION ABOUT A CONDITION BEING SAFE OR UNSAFE, DO NOT OPERATE THIS PRODUCT!

If you experience a problem or need parts for this product, visit our website www.buffalotools.com or call our customer service at 1-636-532-9888, Monday-Friday, 8 AM - 4 PM Central Time. A copy of the sales receipt is required.